



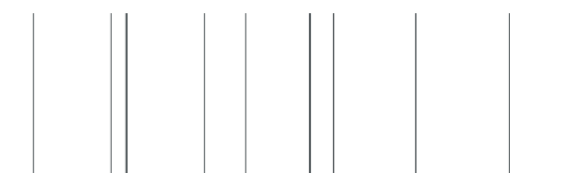
ABITARE
INTERIOR

| **sedute**

Abitare Interior nasce con la consapevolezza di dover puntare su una continua ricerca di stile e qualità nella scelta dei materiali.

La definizione del vivere ambienti di qualità, segna il raggiungimento di un elevatissimo standard, ma anche di un esclusivo stile d'arredo.

Un selezionato network di rivenditori, formati con la visione dell'azienda, garantiscono cortesia nel servizio, trasporto e montaggio, instaurando un rapporto di partnership. Quotidianamente ci relazioniamo con i front desk per conoscere le esigenze per seguire al meglio la progettazione.



Vienna



Vienna



Vienna

le strutture

La sedia Cosmo è disponibile in quattro colorazioni in tessuto vellutino.

Prevede cinque diverse tipi di strutture in diverse colorazioni.





Vienna

tessuti e colori



Tessuto | Nero/Grigio



Tessuto | Arancio/Grigio



Tessuto | Verde/Grogio



Tessuto | Giallo/Grigio



Tessuto | Avorio/Sabbia

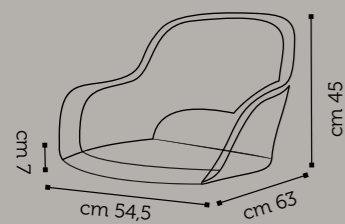


Tessuto | Blu/Grigio

Vienna

vellutino:

100% poliestere a maglia
densità 320 gr. x mq
idrorepellente, antimacchia



Struttura W



Struttura X



Struttura Q



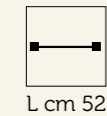
Struttura B



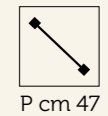
Struttura R



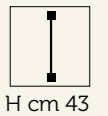
STRUTTURA W



L cm 52



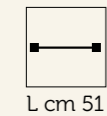
P cm 47



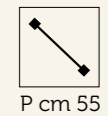
H cm 43



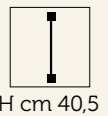
STRUTTURA X



L cm 51



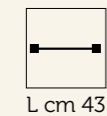
P cm 55



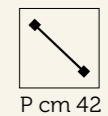
H cm 40,5



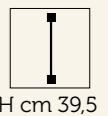
STRUTTURA Q



L cm 43



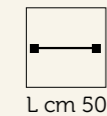
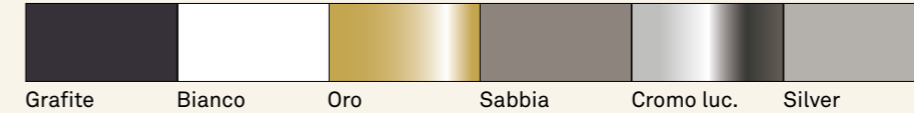
P cm 42



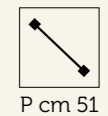
H cm 39,5



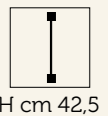
STRUTTURA B



L cm 50



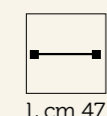
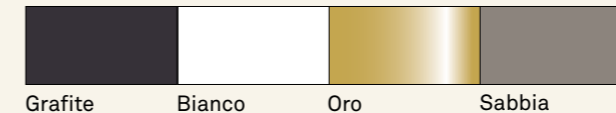
P cm 51



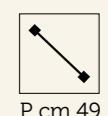
H cm 42,5



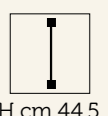
STRUTTURA R



L cm 47



P cm 49



H cm 44,5

Tiffany



Tiffany



Tiffany

tessuti e colori



Vellutino | Grigio



Vellutino | Avorio



Vellutino | Senape



Vellutino | Celeste polvere



Vellutino | Sabbia



Vellutino | Veneziano

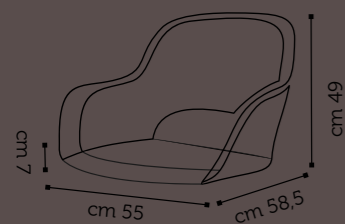
La sedia Tiffany è disponibile in sei colorazioni in tessuto vellutino.

Tiffany

dati tecnici

vellutino:

100% poliestere a maglia
densità 320 gr. x mq
idrorepellente, antimacchia



Struttura W



Struttura X



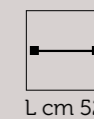

Struttura Q



Struttura R



STRUTTURA W



L cm 52



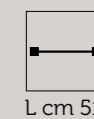
P cm 47



H cm 43



STRUTTURA X



L cm 51



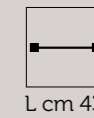
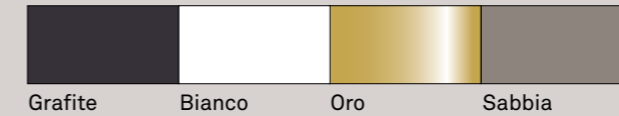
P cm 55



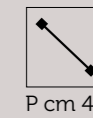
H cm 40,5



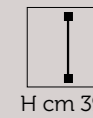
STRUTTURA Q



L cm 43



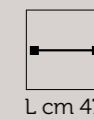
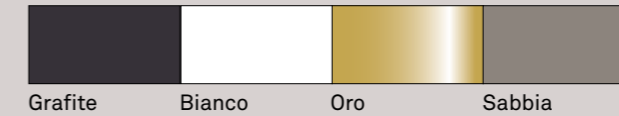
P cm 42



H cm 39,5



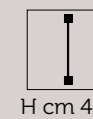
STRUTTURA R



L cm 47



P cm 49



H cm 44,5

Florence



Florence

le strutture

La sedia Florence è disponibile in quattro colorazioni, in tessuto vellutino.

Prevede cinque diversi tipi di strutture in diverse colorazioni.



Florence



Vellutino | Sabbia



Vellutino | Blu



Vellutino | Giallo



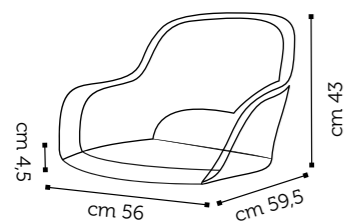
Vellutino | Grigio

Florence

dati tecnici

vellutino:

100% poliestere a maglia
densità 320 gr. x mq
idrorepellente, antimacchia



Struttura W



Struttura X



Struttura Q



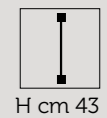

Struttura B



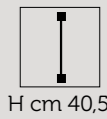
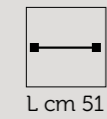
Struttura R



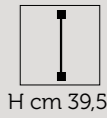
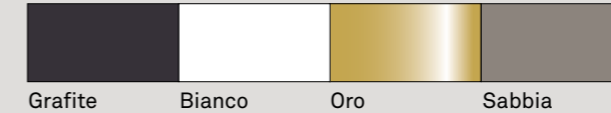
STRUTTURA W



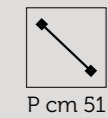
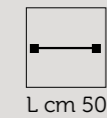
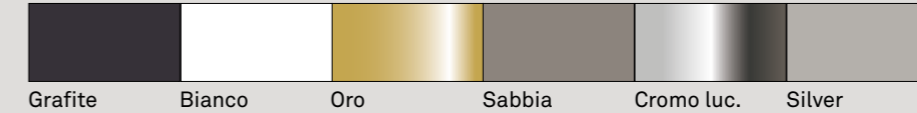
STRUTTURA X



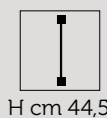
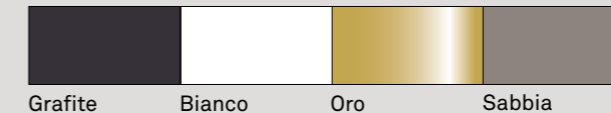
STRUTTURA Q



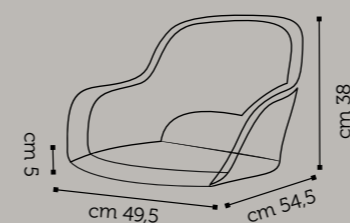
STRUTTURA B



STRUTTURA R



Florence Sgabello



Struttura 426




Struttura 226



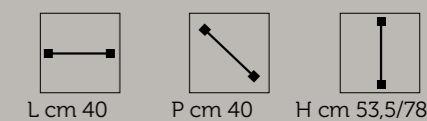
Struttura 126




COLORI TESSUTI



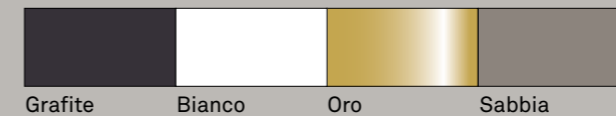
STRUTTURA 226



STRUTTURA 426



STRUTTURA 126



Cosmo



Cosmo



Cosmo

le strutture

La sedia Cosmo è disponibile in cinque colorazioni in tessuto vellutino.

Prevede cinque diverse tipi di strutture in diverse colorazioni.



Cosmo

tessuti e colori



Vellutino | Grigio



Vellutino | Sabbia



Vellutino | Veneziano



Vellutino | Blu



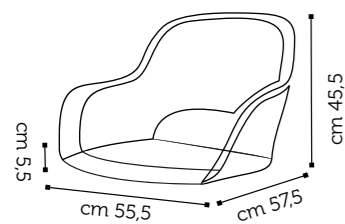
Vellutino | Giallo

Cosmo

dati tecnici

vellutino:

100% poliestere a maglia
densità 320 gr. x mq
idrorepellente, antimacchia



Struttura W



Struttura X



Struttura Q




Struttura B



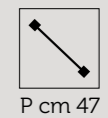
Struttura R



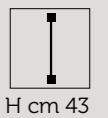
STRUTTURA W



L cm 52



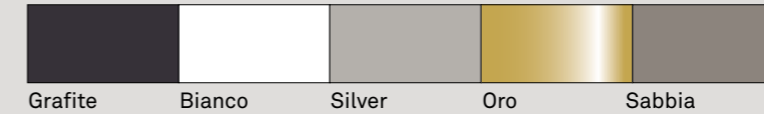
P cm 47



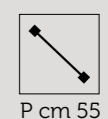
H cm 43



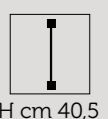
STRUTTURA X



L cm 51



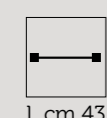
P cm 55



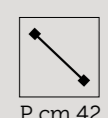
H cm 40,5



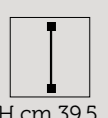
STRUTTURA Q



L cm 43



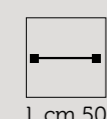

P cm 42



H cm 39,5



STRUTTURA B



L cm 50



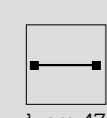

P cm 51




H cm 42,5



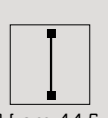
STRUTTURA R



L cm 47

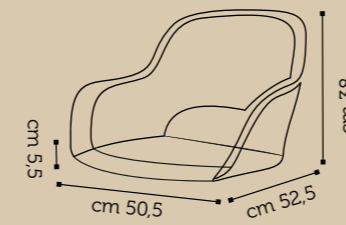


P cm 49



H cm 44,5

Cosmo Sgabello



Struttura 426



Struttura 226



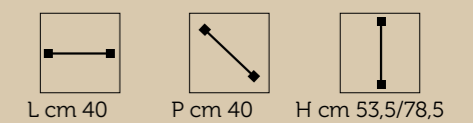

Struttura 126



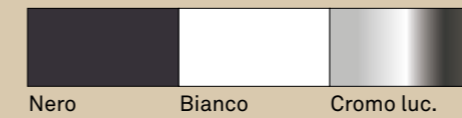
COLORI TESSUTI



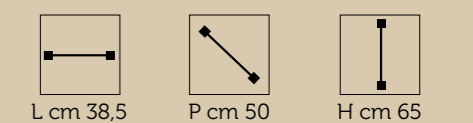
STRUTTURA 226



STRUTTURA 426



STRUTTURA 126



Flower



Flower

le strutture

La sedia Flower è disponibile in nove colorazioni in tessuto vellutino e quattro colorazioni in ecopelle

Prevede cinque tipi di strutture in diverse colorazioni.



Flower

tessuti e colori



Vellutino | Senape



Vellutino | Celeste polvere



Vellutino | Avorio



Vellutino | Rosa



Vellutino | Verde



Vellutino | Petrolio



Vellutino | Veneziano



Vellutino | Grigio



Vellutino | Sabbia



Ecopelle| Bianco



Ecopelle| Nero



Ecopelle| Sabbia



Ecopelle| Grigio

Flower

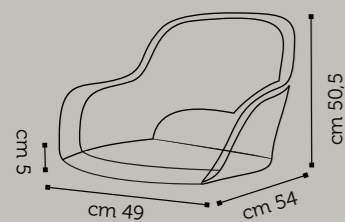
dati tecnici

vellutino:

100% poliestere a maglia
densità 320 gr. x mq
idrorepellente, antimacchia

ecopelle:

3%pu, 71% pvc, 26% poliestere
densità 500 gr. x mq



Struttura W



Struttura X



Struttura Q



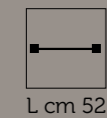

Struttura B



Struttura R



STRUTTURA W



L cm 52



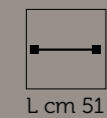
P cm 47



H cm 43



STRUTTURA X



L cm 51



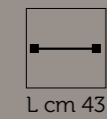

P cm 55



H cm 40,5



STRUTTURA Q



L cm 43



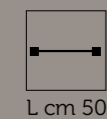

P cm 42



H cm 39,5



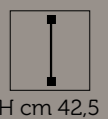
STRUTTURA B



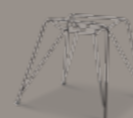
L cm 50



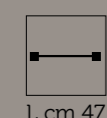
P cm 51



H cm 42,5



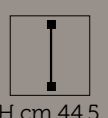
STRUTTURA R



L cm 47



P cm 49




H cm 44,5

Grace



Grace



Grace

le strutture

La sedia Grace è disponibile in cinque colorazioni in tessuto vellutino, e in quattro colorazioni ecopelle.

Prevede cinque diversi tipi di strutture in diverse colorazioni.



Grace

tessuti e colori



Vellutino | Grigio



Vellutino | Sabbia



Vellutino | Petrolio



Vellutino | Veneziano



Vellutino | Senape



Ecopelle | Sabbia



Ecopelle | Grigio



Ecopelle | Nero



Ecopelle | Bianco



Grace

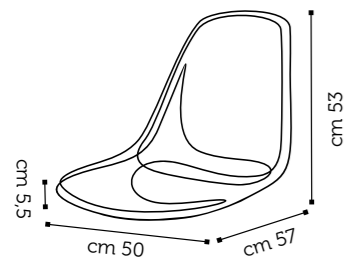
dati tecnici

vellutino:

100% poliestere a maglia
densità 320 gr. x mq
idrorepellente, antimacchia

ecopelle:

3%pu, 71% pvc, 26% poliestere
densità 500 gr. x mq



Struttura W



Struttura X



Struttura Q



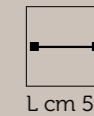

Struttura B



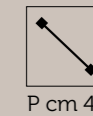
Struttura R



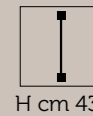
STRUTTURA W



L cm 52



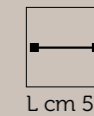
P cm 47



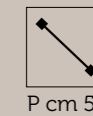
H cm 43



STRUTTURA X



L cm 51



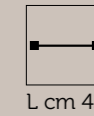
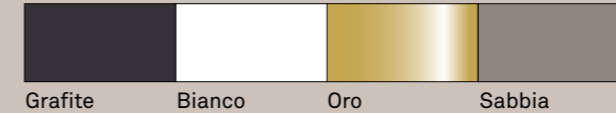
P cm 55



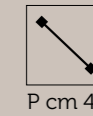
H cm 40,5



STRUTTURA Q



L cm 43



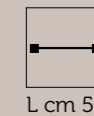

P cm 42



H cm 39,5



STRUTTURA B



L cm 50



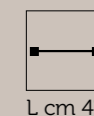
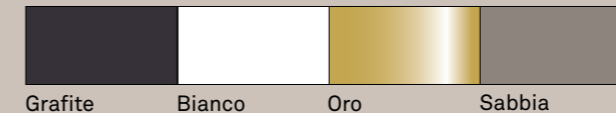
P cm 51



H cm 42,5



STRUTTURA R



L cm 47

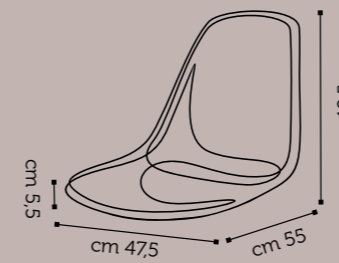


P cm 49



H cm 44,5

Grace Sgabello



Struttura 426



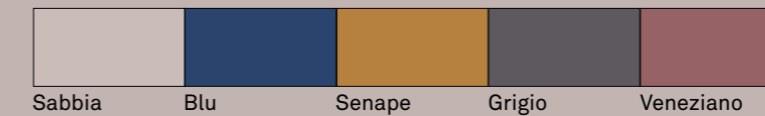
Struttura 226



Struttura 126



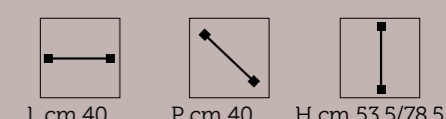

COLORI TESSUTI



COLORI ECOPELLE



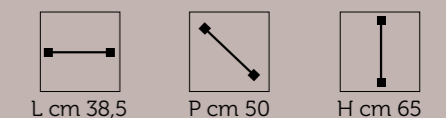
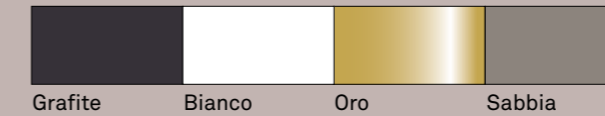
STRUTTURA 226



STRUTTURA 426



STRUTTURA 126



Karyn

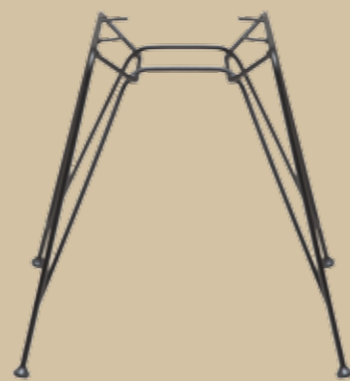


Karyn

le strutture

La sedia Karyn è disponibile in tre colorazioni in tessuto vellutino e quattro colorazioni in ecopelle

Prevede sei tipi di strutture in diverse colorazioni.



**Rieccomi,
Karyn.**

Nuovo design,
stessa anima.



Karyn



Karyn

tessuti e colori



Vellutino | Grigio



Vellutino | Avorio



Vellutino | Sabbia



Ecopelle | Grigio



Ecopelle | Bianco



Ecopelle | Sabbia



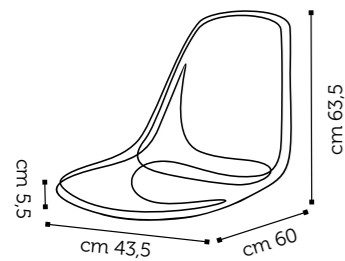
Ecopelle | Nero

Karyn

dati tecnici

vellutino:
100% poliestere a maglia
densità 320 gr. x mq
idrorepellente, antimacchia

ecopelle:
3%pu, 71% pvc, 26% poliestere
densità 500 gr. x mq



Struttura W



Struttura X



Struttura Q



Struttura B



Struttura R



Struttura K

| | | | | |
|--|--|-----------|---------|-----------|
| | STRUTTURA K Grafite Bianco Silver Oro Sabbia | | | |
| | | L cm 38,5 | P cm 41 | H cm 44,5 |
| | STRUTTURA W Grafite Bianco Naturale Sabbia | | | |
| | | L cm 52 | P cm 47 | H cm 43 |
| | STRUTTURA X Grafite Bianco Silver Oro Sabbia | | | |
| | | L cm 51 | P cm 55 | H cm 40,5 |
| | STRUTTURA Q Grafite Bianco Oro Sabbia | | | |
| | | L cm 43 | P cm 42 | H cm 39,5 |
| | STRUTTURA B Grafite Bianco Oro Sabbia Cromo luc. Silver | | | |
| | | L cm 50 | P cm 51 | H cm 42,5 |
| | STRUTTURA R Grafite Bianco Oro Sabbia | | | |
| | | L cm 47 | P cm 49 | H cm 44,5 |

Iris



Iris

le strutture

La sedia Iris è disponibile in sette colorazioni in tessuto vellutino e quattro colorazioni in ecopelle.

Prevede cinque diversi tipi di strutture in diverse colorazioni.



Iris

tessuti e colori



Ecopelle| Nero



Vellutino | Celeste polvere



Vellutino | Petrolio




Vellutino | Rosa



Vellutino | Senape



Vellutino | Verde



Vellutino | Avorio



Vellutino | Veneziano



Vellutino | Grigio



Vellutino | Sabbia



Ecopelle| Grigio



Ecopelle| Sabbia



Ecopelle| Bianco



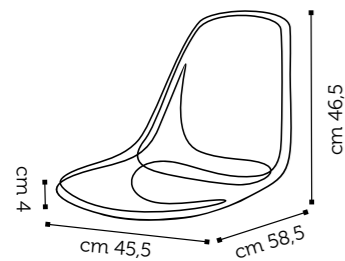
Iris, lo stile.

Iris

dati tecnici

vellutino:
100% poliestere a maglia
densità 320 gr. x mq
idrorepellente, antimacchia

ecopelle:
3%pu, 71% pvc, 26% poliestere
densità 500 gr x mq



Struttura X



Struttura Q



Struttura W-Small



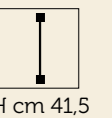
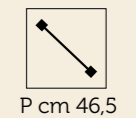
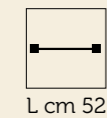
Struttura B



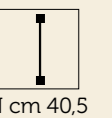
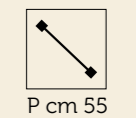
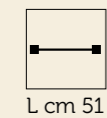
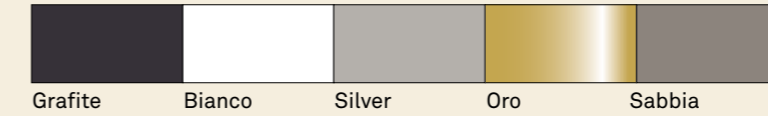
Struttura R



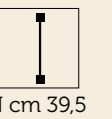
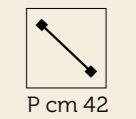
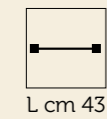
STRUTTURA W-SMALL



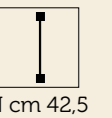
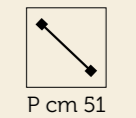
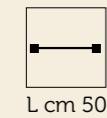
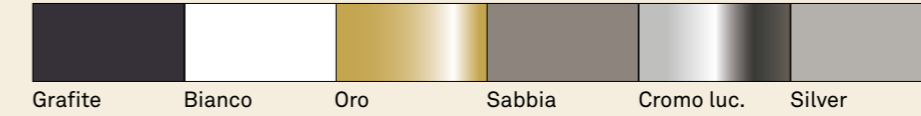
STRUTTURA X



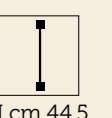
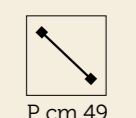
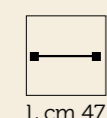
STRUTTURA Q



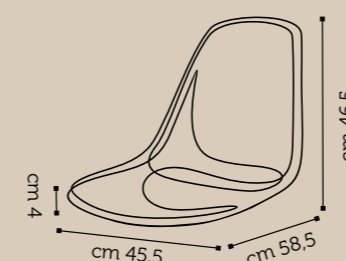
STRUTTURA B



STRUTTURA R



Iris Sgabello



Struttura 226




Struttura 426




Struttura 126

COLORI TESSUTI



COLORI ECOPELLE



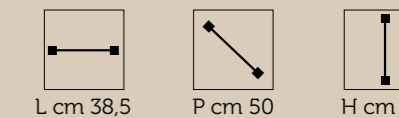
STRUTTURA 226



STRUTTURA 426



STRUTTURA 126



Jana



Jana

le strutture

La sedia Jana è disponibile in sette colorazioni in tessuto vellutino e in quattro colorazioni ecopelle.

Prevede quattro diversi tipi di strutture in diverse colorazioni.



Jana

tessuti e colori



Vellutino | Senape



Vellutino | Celeste polvere



Vellutino | Petrolio



Vellutino | Rosa



Vellutino | Sabbia



Vellutino | Verde



Vellutino | Avorio



Vellutino | Veneziano



Vellutino | Grigio



Ecopelle| Grigio



Ecopelle| Sabbia



Ecopelle| Bianco



Ecopelle| Nero

Jana

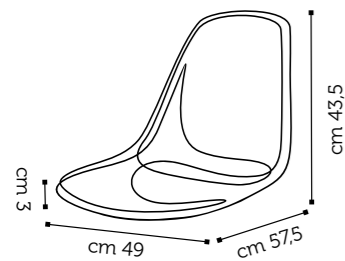
dati tecnici

vellutino:

100% poliestere a maglia
densità 320 gr. x mq
idrorepellente, antimacchia

ecopelle:

3%pu, 71% pvc, 26% poliestere
densità 500 gr. x mq



Struttura X



Struttura Q



Struttura W-Small



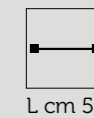

Struttura B



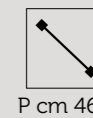
Struttura R



STRUTTURA W-Small



L cm 52



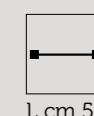
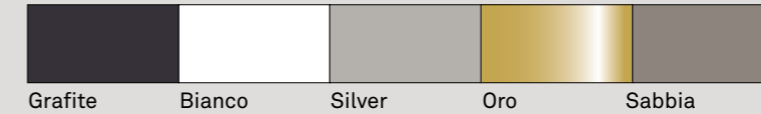
P cm 46,5



H cm 41,5



STRUTTURA X



L cm 51



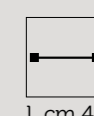
P cm 55



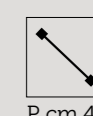
H cm 40,5



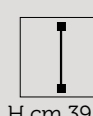
STRUTTURA Q



L cm 43



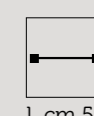

P cm 42



H cm 39,5



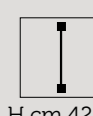
STRUTTURA B



L cm 50



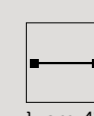
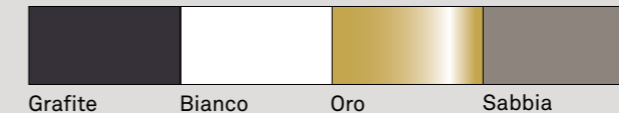
P cm 51



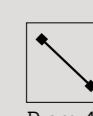
H cm 42,5



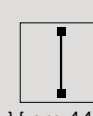
STRUTTURA R



L cm 47

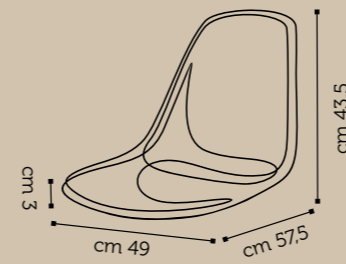


P cm 49



H cm 44,5

Jana Sgabello



Struttura 226



Struttura 426



Struttura 126

COLORI TESSUTI

COLORI ECOPELLE

STRUTTURA 226

STRUTTURA 426

STRUTTURA 126

Andy



Andy

le strutture

La sedia Andy è disponibile in quattro colorazioni in ecopelle

Prevede cinque tipi di strutture in diverse colorazioni.



Andy mood.

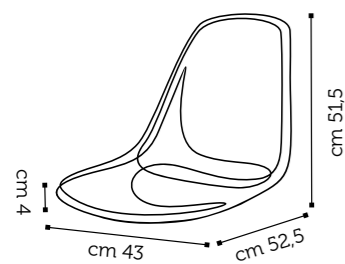
Combina strutture semplici e di design in diverse colorazioni a quattro comode colorazioni in ecopelle. Essenziale e sempre giusta.

Andy

dati tecnici

ecopelle:

3%pu, 71% pvc, 26% poliestere
densità 500 gr. x mq



Struttura X



Struttura Q



Struttura A



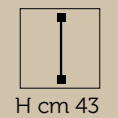
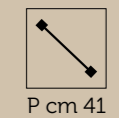
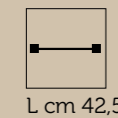
Struttura R



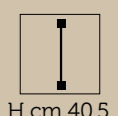
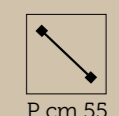
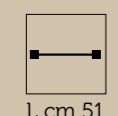
Struttura B



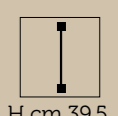
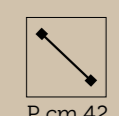
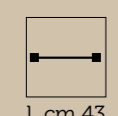
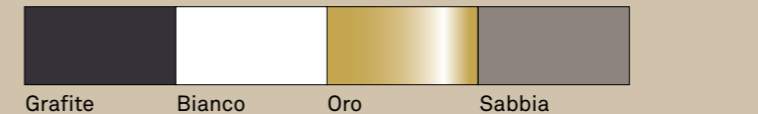
STRUTTURA A



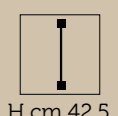
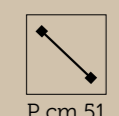
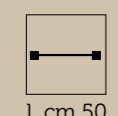
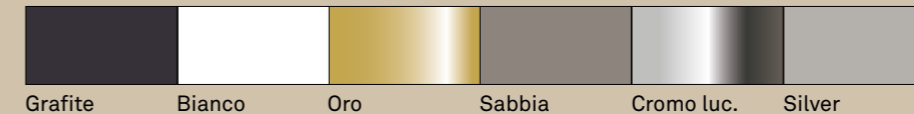
STRUTTURA X



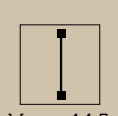
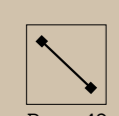
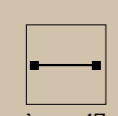
STRUTTURA Q



STRUTTURA B



STRUTTURA R



Andy 02



Andy 02

le strutture

La sedia Andy è disponibile in quattro colorazioni in ecopelle

Prevede cinque tipi di strutture in diverse colorazioni.



Andy 02

tessuti e colori



Vellutino | Veneziano



Vellutino | Petrolio



Vellutino | Senape



Vellutino | Grigio



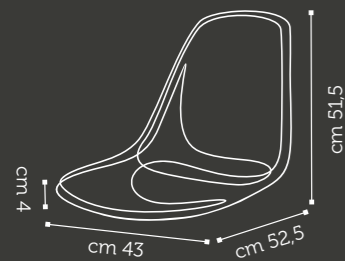
Vellutino | Sabbia

Andy02

dati tecnici

vellutino:

100% poliestere a maglia
densità 320 gr. x mq
idrorepellente, antimacchia



Struttura X



Struttura Q



Struttura A



Struttura R



Struttura B

| | | | |
|--|--------------------|--|--|
| | STRUTTURA A | | |
| | STRUTTURA X | | |
| | STRUTTURA Q | | |
| | STRUTTURA B | | |
| | STRUTTURA R | | |

Judy

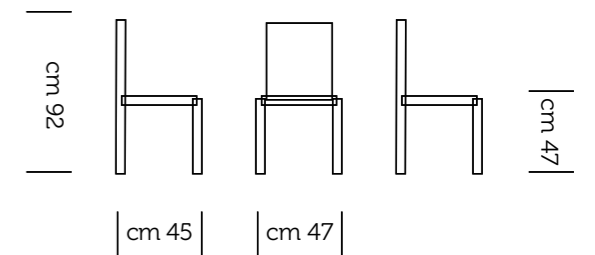
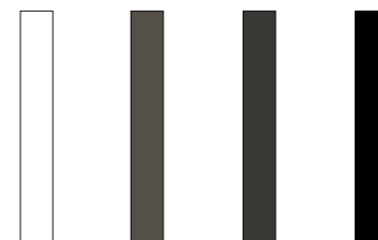


bianco
cod. 5001

sabbia
cod. 5006

grigio
cod. 5012

nero
cod. 5010



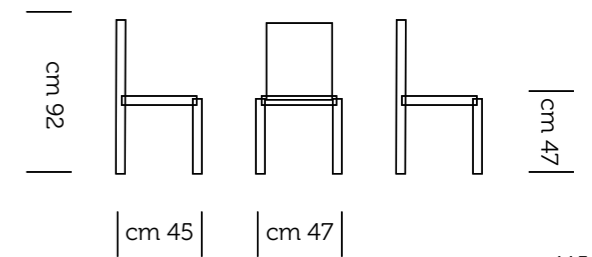
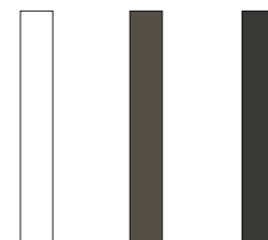
Giada



bianco
cod. 5001

sabbia
cod. 5006

grigio
cod. 5012



Moon



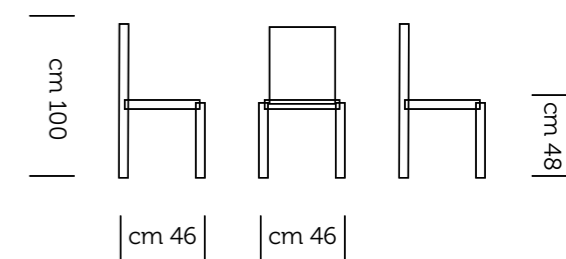
tortora
pandora 02



sabbia
pandora 08



beige
pandora 01



Duna

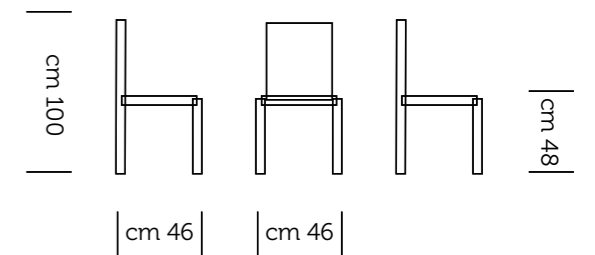


bianco
cod. 5001

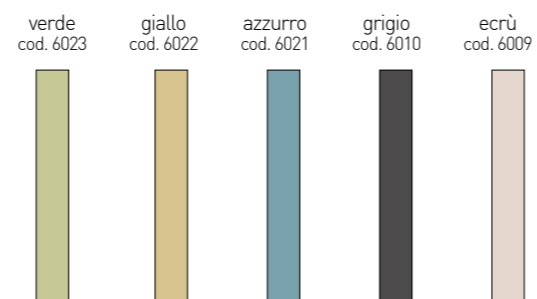
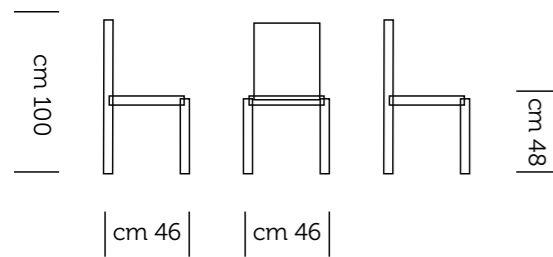
beige
cod. 5004

sabbia
cod. 5006

grigio
cod. 5013



Lara 01



Lara 02

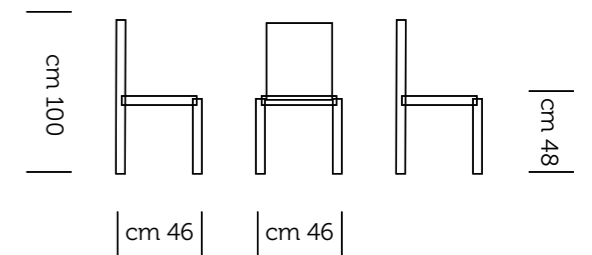
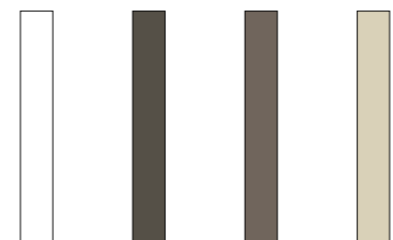


bianco
cod. 5001

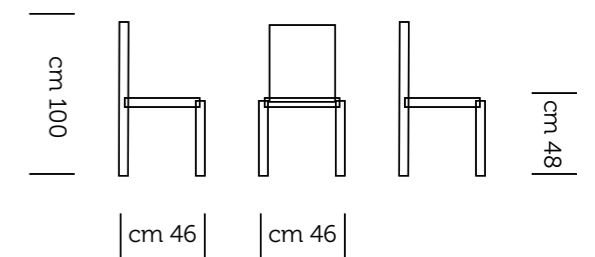
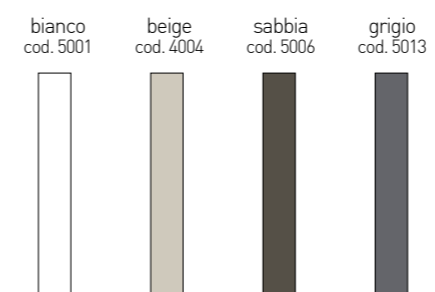
grigio
cod. 4013

sabbia
cod. 5006

beige
cod. 4004



Dalida 02



Laila

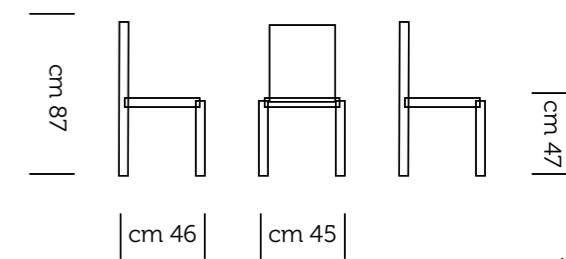


bianco
cod. 5001

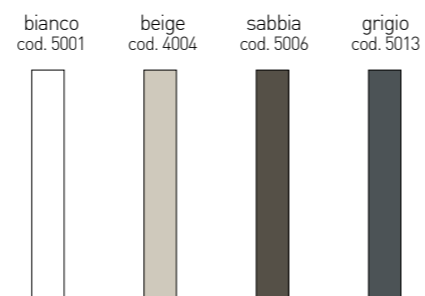
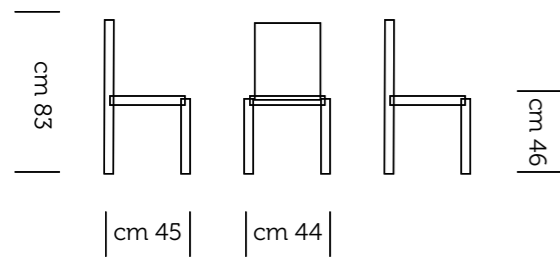
beige
cod. 4004

sabbia
cod. 5006

grigio
cod. 5013



Marika





GRUPPO PARZIALE

P.A. Parziale Antonio & Figli Srl
Via Cavone degli Sbirri, 19
80125 Agnano (Na)

abitareinterior.it
info@abitareinterior.it

Tel. 081.570.71.14
Tel. 081.239.16.11
Tel. 081.762.20.73
Tel. 081.762.72.78

